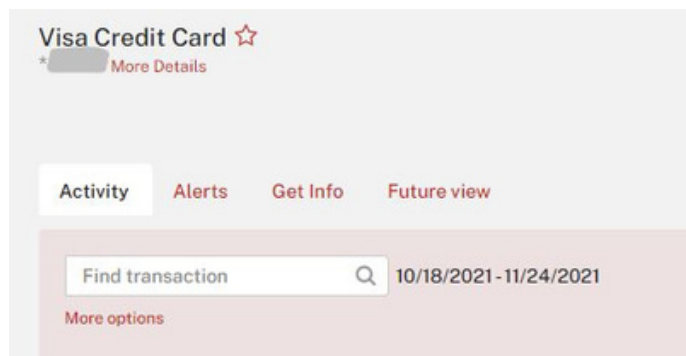


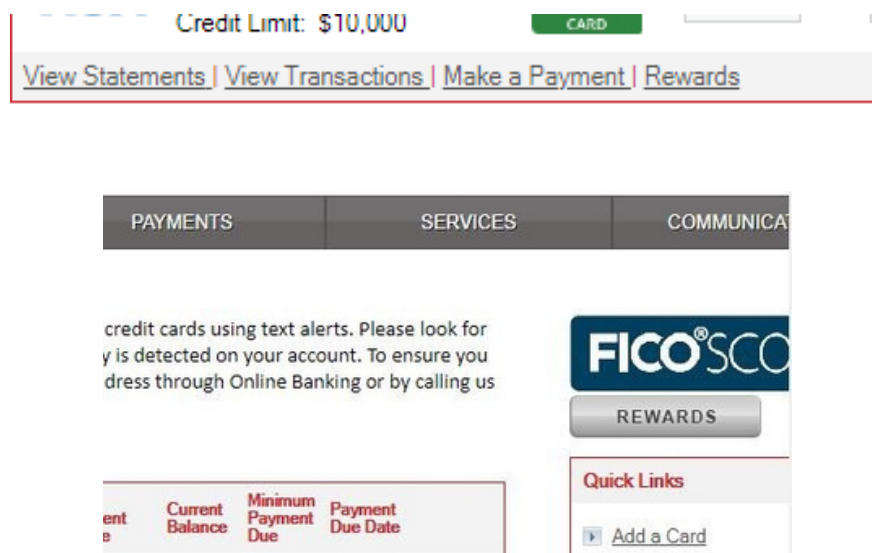
How to Access Your Cashback Rewards

Once you log into Online Banking at listerhill.com, choose your credit card account from the Accounts page.

Click “Get Info” in the menu below:



From The Account Home screen, click “Rewards” underneath your Cash Rewards credit card or on the button to the far right:

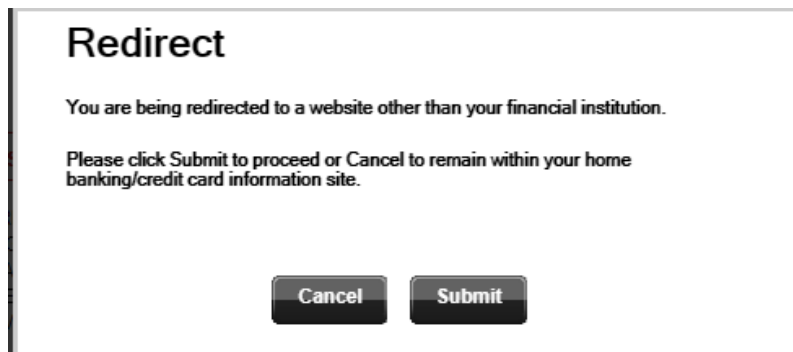


In the Rewards screen, click “Rewards” to go into your Cash Rewards account:



Click on the logo above to visit the Rebate Mall

You will see a Redirect screen:




Click on the “cashback mall” button on the right:



Quick Links

- ▶ [View Transactions](#)
- ▶ [View Statements](#)
- ▶ [Make a Payment](#)
- ▶ [Report Card Lost or Stolen](#)
- ▶ [Go Paperless](#)
- ▶ [Contact Us](#)

Once in your Rewards account, click on “Redeem” at the top:



You can now choose to apply to your next credit card payment as a statement credit or redeem your rewards for cash (if your balance is \$5 or more)!

